



# PMSM FAN SERIES

(Permanent Magnetic Synchronous Motor)

**AOLAN** AOLAN (FUJIAN)  
INDUSTRY CO.,LTD

Add: Yixu Industry Park, No.12, Guanzhou Road,  
Gaishan Town, Cangshan District, Fuzhou, Fujian, China  
Tel: +86 591 88251569  
Fax: +86 591 87607272  
E-mail: sales6@aolanchina.cn  
Web: www.aolan-china.com







Aolan Yixu Industry Park

## COMPANY PROFILE

Aolan (Fujian) Industry Co.,Ltd is a high-tech enterprise which collects the research development, manufacture, marketing, as well as service on evaporative air coolers, indirect evaporative cooling system (dew point) and liquid desiccant air conditioning (LDAC). Since bringing in the energy saving coolers in 1998, Aolan had filled the blank market of Evaporative Air Coolers in China. In 2012, Aolan newly developed dew point indirect evaporative air cooler, liquid desiccant air conditioner, D.P.T. Cooling Tower, Evaporative Cooling Media, Air Purifier and HVLS Fan.

Aolan strictly enforces ISO9001, ISO14001, OHSAS 18001 and so far, gained more than 40 patents of national invention, utility models and industrial design. With years' development, Aolan has grown into the leading enterprise in evaporative cooling and LDAC.

In the past years, Aolan has set up more than 40 branch offices, and Aolan products have been widely used in different fields, such as industry, trade, domestic & civil use, and communication (data center, base station) etc.



Aolan Luoyuan Base

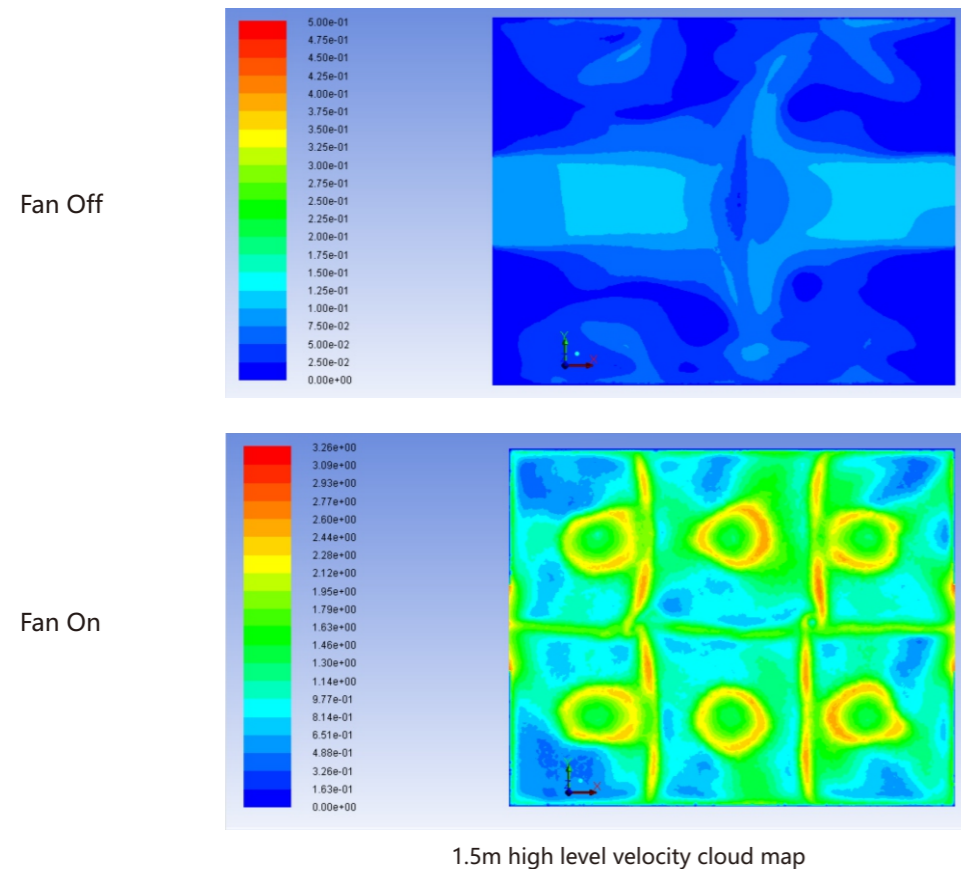
For international market, Aolan products have been approved by CE, SASO, BV, etc, and successfully exported to more than 70 countries and regions, including countries from Europe, America, Australia, Middle East, Asia, and Africa, etc. With years' development, Aolan has grown into a company who occupies the wide international market share.



## LARGE AIR FLOW CREATING A COMFORTABLE ENVIRONMENT

Aolan HVLS fans use aerodynamic blades to generate airflow and tail to form turbulence flow, and generate 0.25-3.5m/s ground air flow through the control system, which greatly improves environmental comfort. The effective coverage area can reach 1700 square meters (diameter 46 meters).

Simulation of factory conditions: The below nephogram shows the indoor air speed at height 1.5m regards the fan on/off. It can know when the fan is closed and only the roof vent is opened, the indoor air speed at height 1.5m is very small, and local area less 0.2m/s. After the fan is working, the indoor airflow disturbance is obviously increased, most air speed at height 1.5m is higher 1m/s, and local area is 2-3m/s.



Conclusion: In general, the exhaust air from the roof vents in factory has a limited effect on indoor airflow disturbance. After installing fan at suitable height, the indoor air speed increases significantly, it's obviously beneficial to the airflow organization and air exchange.

## ADS-G SERIES HVLS FANS

5

Five-Blades

6

Six-Blades

### OPTIONAL

According to different environmental requirements, we can provide five blades and six blades with different fan number and specifications, and can customize the most suitable solution according to the actual application environment requirements of users.

## BLADE INTEGRATION DESIGN EASIER INSTALLATION



Direct Drive Motor



AI



Streamline Blade



Eco-design Tail

## ULTIMATE INDUSTRIAL DESIGN

With powerful & impressive design, AOLAN FAN is not only a functional product, but also a work of art to enhance space taste. Meanwhile, every user will have a deep impression of its features of energy-saving and pro-environment.

## TRANSMISSION TECHNOLOGY

AOLAN FAN use SKF bearing, CNC high precision caring technology, high precision assembly, which guarantees the stability of transmission system and service life.

## AERODYNAMICS WINGLET

The kind of empennage is always seen among airplanes and motorcycle races, but it's not designed for beauty. Eddies will be formed at the end of the streamlined fan blade while airflow is running. With winglet, this part of energy loss will be avoided, fan will run steadily, which will bring economic effect.

## CHARACTERISTICS

- Large area of the breeze air blow in full range of air flow.
- Strengthen the environment ventilation.
- Combine using with evaporative air cooler, in a certain sense, air conditioning can be replaced.
- Ventilation, drying dehumidification, environmental smoke & dust extraction.
- Winter heating, make full use of big buildings top waste heat, energy saving.

## DIRECT DRIVE MOTOR

The new self-developed high-torque, permanent magnet synchronous external rotor motor replaces the traditional motor + gear box reducer integrated machine, achieving high integration and improving reliability and transmission efficiency.

At the same time, the permanent magnet synchronous external rotor motor is used, and the IMU is equipped with it to realize the ESC active control strategy + coordinated regenerative braking strategy, which is directly driven by the motor; it can meet any torque recovery or auxiliary braking within the peak torque.

Many parts are made of aluminum alloy to achieve lightweight design.

## STREAMLINE BLADE + ENERGY SAVING TAIL

Fan Blade:

The aluminum-magnesium alloy is extruded and stretched, and the airfoil is reinforced with a reinforced structure, which has the advantages of high strength, good toughness, light weight, long life and safe use. The surface of the fan blade is treated with T5+ surface bright oxidation, which enhances the corrosion resistance and oxidation resistance of the fan blade, and can cope with special environmental operations.

Rear Tail:

The high temperature resistant material is used to make the product structure more beautiful. When the fan blade is running, the air will generate vortex at the end of the airfoil fan blade. The tail can eliminate this part of the energy loss, stabilize the fan operation, and make the air flow more in line with the air flow. study principles.



## OPTIONAL CONTROL SYSTEMS



**S SERIES**  
IP54 Protection

- Size(L\*B\*H): 178\*162\*273
- Respeed Mode : Knob
- Operation Button: Five keys



Electrical protection



Knob speed control



Five-Button operation



Digital display



**M SERIES**  
IP55 Protection

- Size(L\*B\*H): 164\*184\*261
- Respeed Mode : Button
- Operation Button: Four keys



Electrical protection



Push-button speed control



Four-button operation



Digital display

## MORE SAFETY AND RELIABLE

Electrical protection (S/M): It has protection functions such as overvoltage, undervoltage, loss of voltage regulation, current, phase loss, overload, collision, overheating, lightning strike, abnormality, and alarm linkage and so on.

## GRADE OF PROTECTION

Ip55 (M): It can avoid the intrusion of dust and water. Suitable for installation in harsh environments.

Ip54 (S): It cannot completely prevent dust intrusion, and the controller needs to be cleaned and maintained regularly, which is suitable for the site environment with good conditions.

## EASY TO OPERATION

Knob speed control (S): Small and convenient, easy to operation. Power saving and durable. Quickly switch the forward and reverse directions of the motor.

Push-button speed control (M): with LED indicator light, compact structure, which can reduce the risk of dust accumulation and penetration, high protection level of button operation.

Four-button operation (M): start, stop, accelerate, decelerate.


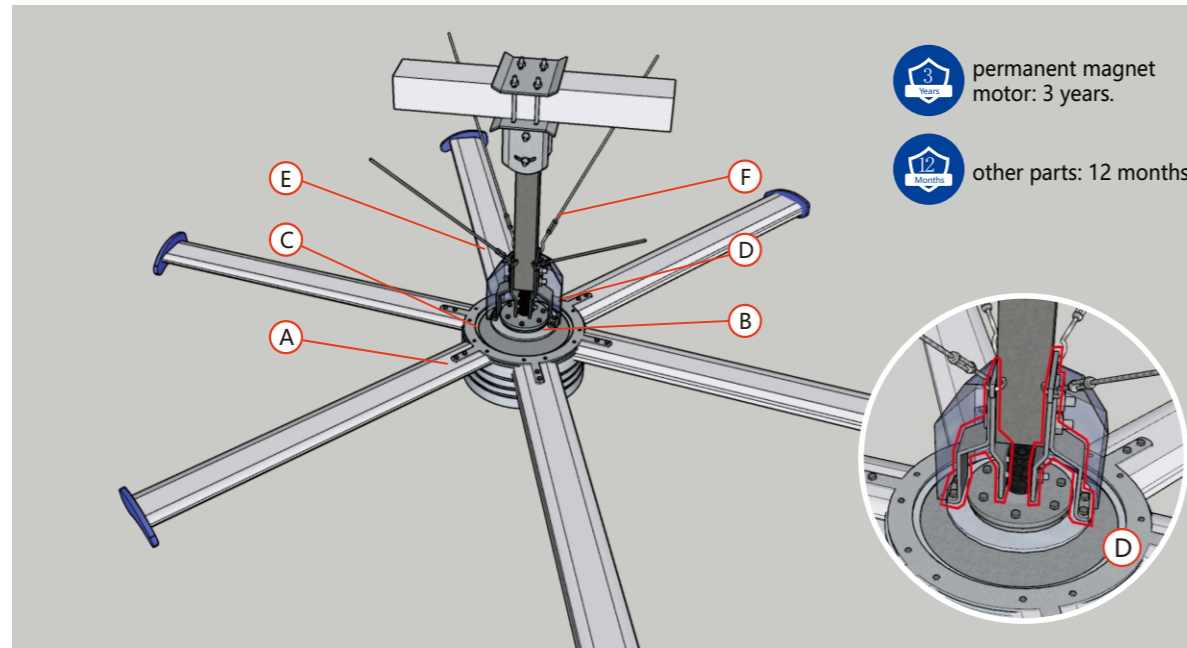
Five-key operation (S): programming key, running key, stop key, confirmation key, encoder button.

Digital display (S/M): display function parameters and setting values, various operation data fault cause codes, the state of the operation panel and the frequency conversion operation state, which is convenient for personnel to maintain in time.







## RUNNING SAFETY WITH SIX SECURITIES SAFETY INSTALLATION DIAGRAM




**A** The fan blade bracket adopts the integrated design of full enveloping interpolation, which has large force area, more stable and safer. Fastening method: using shock-proof, anti-tension galvanized screw Bolt, strength grade 8.8, The grade of main bolt strength is 12.9, ensuring the overall structure intensity.




**B** Magnetic steel: 45SH grade (temperature 150°) can withstand torque 1500N.m and tension 6500 kg




**C** Fan blade bracket integration, reduce mechanical failure links, to ensure the safety of the whole machine structure. The petiole four trapezoidal distribution of screw holes.



**D** The design of Anti-trip disk ensures that if the HVLS Fan is accidentally hit by external force to break the rod or motor shaft, still ensure that the whole machine does not fall, long-term use is safer.



**E** The fan blade is made of high strength aluminum-magnesium alloy, Reinforcing bar support structure, built-in 5 groups of reinforcing bars, with high strength, good toughness, light weight, long life, use Safety and other advantages.



**F** Wire rope traction device ensures motor stability and does not shake; it also prevents the whole machine from accidentally falling.

HVLS Fan are designed with electrical and structural protection measures to ensure safety, as follows:

Motor shaft failure: There are 7 protective measures, which are 4 sets of high-strength fasteners, one lock nut and one split pin and one set of joint for shaft and extension tube.

Bearing fragmentation failure: The rotor disk as a whole will fall on the stator disk.

Within 10mm of the pitch, no parts will drop out.


Accidental collision: The force to the blade is transmitted to the connector. at worst, the connector fails, there is still a blade retainer to protect it from any parts.

## PMSM HVLS FAN VS GEAR SHIFTING CEILING FAN



### PMSM Motor Advantages :

- A** More energy Saving
- B** Smaller size and Lighter weight
- C** Lower Noise
- D** Simple Structure
- E** Frequency range: 0-50HZ
- F** Direct drive motor without maintenance



### GEAR SHIFTING Motor Weakness:

- A** Power consumption bigger
- B** Bigger size and Heavier weight
- C** Bigger Noise
- D** Complex Structure
- E** Frequency range: 25-50HZ
- F** Gear Shifting motor, need replace the gear

## COMPARISONS AND BENEFITS

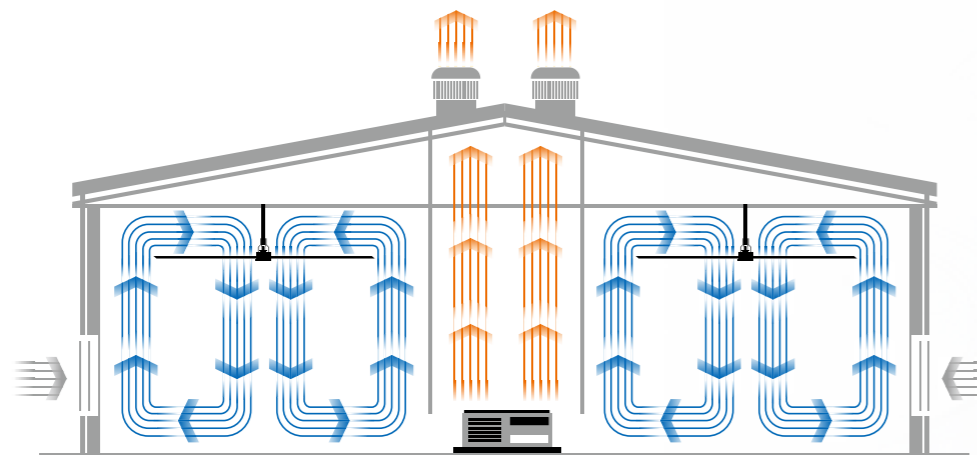
Contents	7300mm HVLS Fan	Floor Fan
Fan Power	1.5kW	0.3kW
Area Covered	≥1700m <sup>2</sup>	≈30m <sup>2</sup>
Fan Qty Required For A 1700m <sup>2</sup>	1	≥45
Fan Power For A 1700m <sup>2</sup>	1.5kW	16.4kW
Total Power Consumption Per Year (10 hours a day, 150 days a year)	2250kW	24600kW
Fan Life	≥20years	≥2years
Working Space Retained	Height	Low



## SPECIFICATION

Model	ADS-G37AS/AM	ADS-G50AS/AM	ADS-G73AS/AM	ADS-G73BS/BM
Diameter (m)	3.7	5	7.3	7.3
Power (kW)	0.37	0.75	1.1	1.5
Voltage (V)	220/380/460			
Frequency (Hz)	50/60			
Airflow (m <sup>3</sup> /min)	5000	10000	13000	15500
Speed (rpm)	100	80	55	60
Number Of Blades (Pcs)	5	5	6	6
Noise (dB(A))	38			
Motor Weight (kg)	18	24	38	46
Blade Weight (kg)	49	62	107	113
Coverage Area (m <sup>2</sup> )	380	500	1500	1700
Controller	S / M			
Mounting Frame	I-steel / Square steel / Concrete			

## WORKING PRINCIPLE



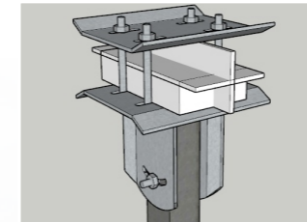
Whether using natural ventilation or mechanical heating or cooling, we can help. Companies around the world have integrated our products into their facilities to improve comfort, safety and productivity while reducing costs.

## INSTALLATION REQUIREMENT

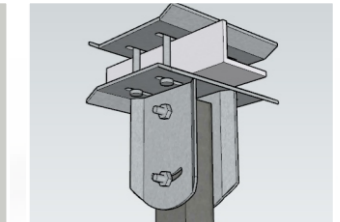
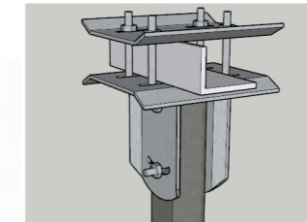
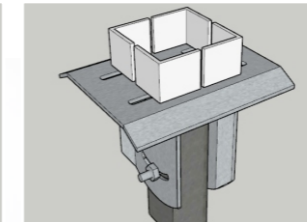
- Building structure: I-Beam, H-beam, concrete, Truss, Hollow round/square beam, etc
- Building total height: >2.5m
- Safety clearance: Minimum 0.2m between fan blade to any obstacles
- Input power: 380-460V or 220-240V (can meet special power supply requirement)

## INSTALLATION STRUCTURE (8 Installation Structures)

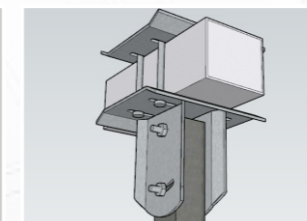
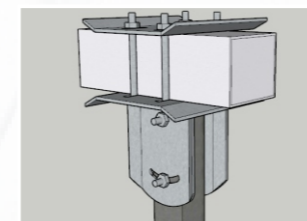
1. Cross steel installation



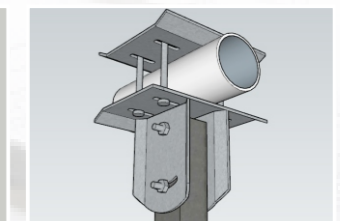
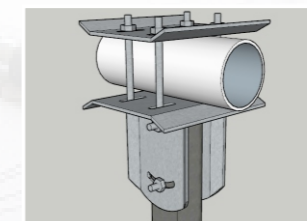
2. Straight Angle steel installation



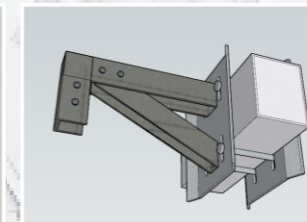
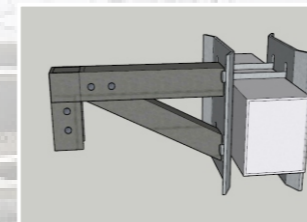
3. Square steel mounting



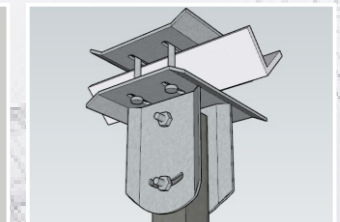
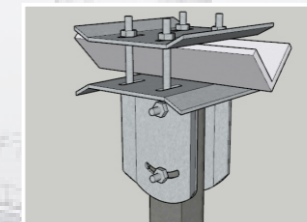
4. Round pipe installation



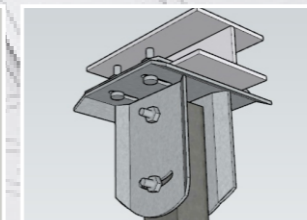
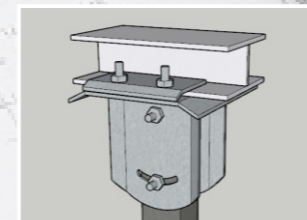
5. Extended arm installation



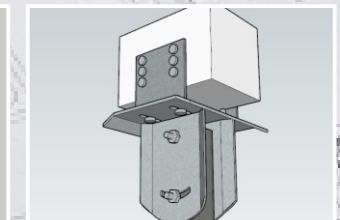
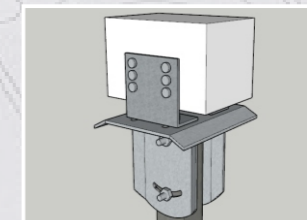
6. V-angle steel installation



7. I-steel installation

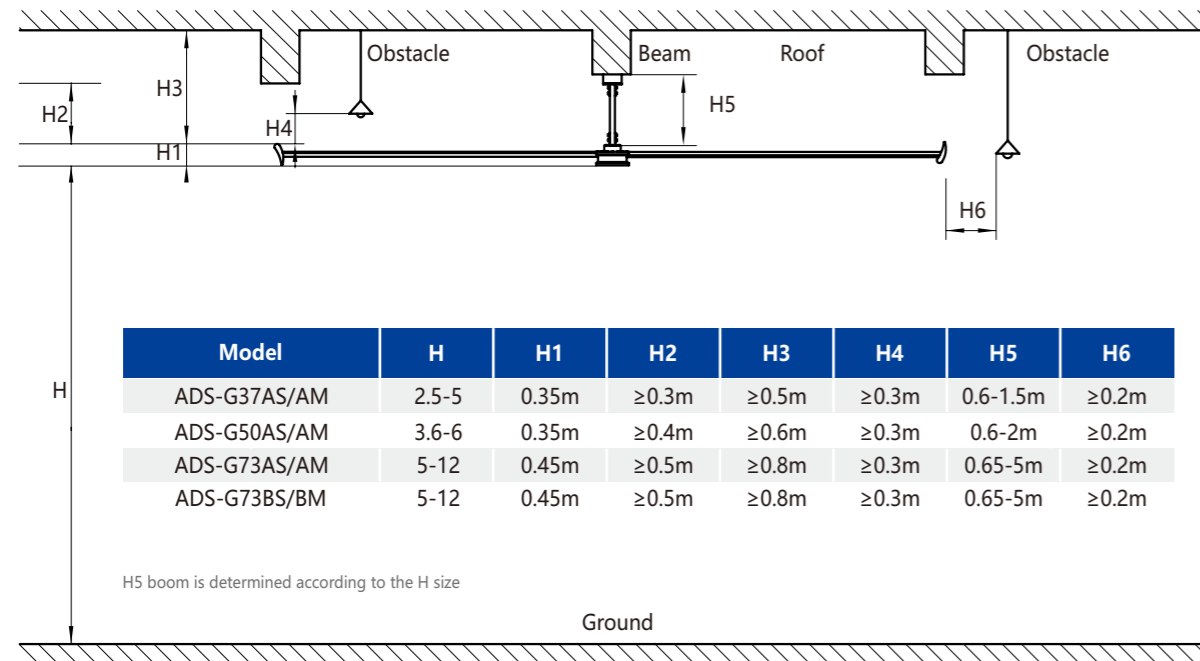


8. Concrete installation





## INSTALLATION

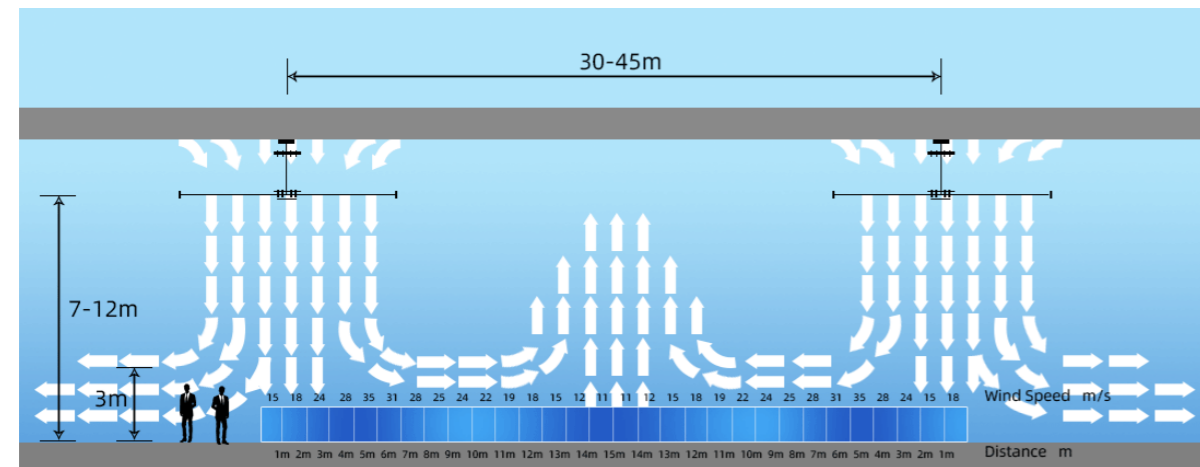


Model	H	H1	H2	H3	H4	H5	H6
ADS-G37AS/AM	2.5-5	0.35m	≥0.3m	≥0.5m	≥0.3m	0.6-1.5m	≥0.2m
ADS-G50AS/AM	3.6-6	0.35m	≥0.4m	≥0.6m	≥0.3m	0.6-2m	≥0.2m
ADS-G73AS/AM	5-12	0.45m	≥0.5m	≥0.8m	≥0.3m	0.65-5m	≥0.2m
ADS-G73BS/BM	5-12	0.45m	≥0.5m	≥0.8m	≥0.3m	0.65-5m	≥0.2m

H5 boom is determined according to the H size

Other specifications and models can be customized according to customer needs  
The blue font is the standard model number

## OUR SUGGESTION-SPARSE AREA LAYOUT PLAN

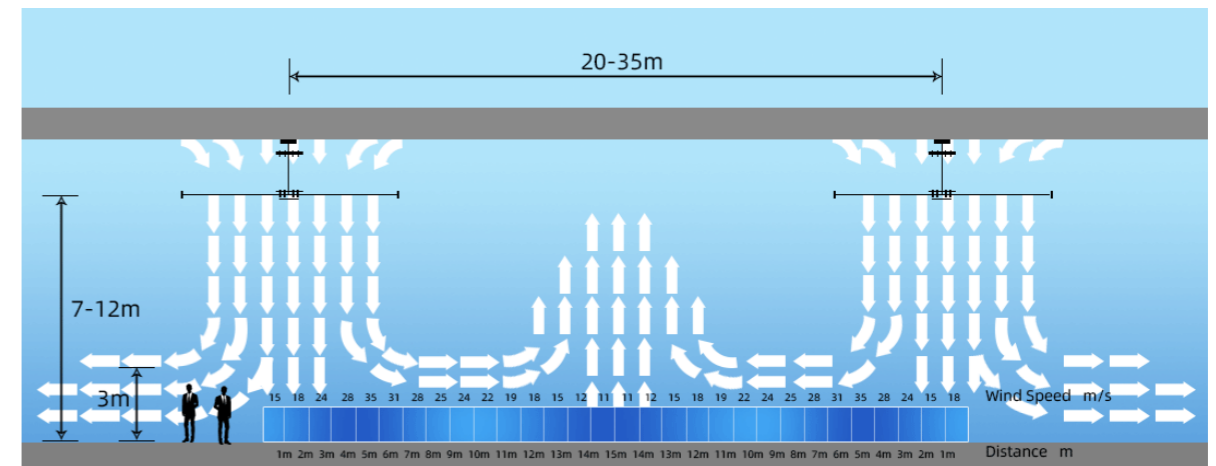


Remark: Fan blade height from the ground:7-12m Airflow layer height:3m Test height:1.5m

Our Suggestions:

- In the area with sparse personnel, the layout of the industrial fan in the scheme design is not recommended to be larger than 35m × 35m.
- In the same workshop, installing more than two units will produce convection, the effect is far greater than the effect of installing one.
- The height of the installation and the distance of the fan blades from the roof have a great impact on the effect of the fan after operation, please consult our technical staff in detail before the plan is decided.


## OUR ADVISE—LAYOUT PLAN FOR DENSELY POPULATED AREAS



Remark: Fan blade height from the ground:7-12m Airflow layer height:3m Test height:1.5m

## APPLICATIONS

Widely used in Farms, feedlots, hatcheries, fitness centres, industrial plants, logistics ware-housing, waiting room, exhibition hall, physical education hall, super tall space places, as a new type of ceiling fan space ventilation, personnel cooling. It can push a large amount of airflow to the ground, forming a certain height of the moving airflow layer, thus contributing to the overall air circulation; Like the natural breeze system, enjoy the intimate experience of natural wind.







# ADS-S SERIES

## THE PM VFD COMMERCIAL CEILING FAN

# THE PM VFD COMMERCIAL CEILING FAN




Variable speed



Energy efficient



Natural wind



Intelligent control



Built-in anti-drop wire rope protection



Low noise

ADS-S series the PM VFD commercial ceiling fan is a new product specially developed for improving the comfort of working environment. Self-designed variable frequency speed control, high efficiency and energy saving permanent magnet external rotor motor drive. It has the advantages of low noise, small volume, light weight, compact structure and beautiful appearance.

## PERMANENT MAGNET SYNCHRONOUS MOTOR

### FEATURES:

- Without rotor losses.
- High efficiency and precision.
- Large power factor.
- Improve grid operating environment.
- Frequency modulation width (0~200HZ).
- Small size and light weight.
- Saving energy and high efficient.



## SMART CONTROL SYSTEM

- Permanent magnet synchronous frequency conversion technology, anti-electromagnetic interference, anti-radiation, small size, light weight, exquisite appearance.
- Wired SPI communication: power on, stop, acceleration, deceleration, natural wind, forward and reverse switching, timing shutdown, electric light (optional).
- Wireless remote control: power on, stop, 4-speed, natural wind, forward/reverse switch, electric light (optional).
- The system comes with over-voltage, under-voltage, loss of voltage regulation, current, phase loss, overload, collision, overheating, lightning strike, abnormal and other protection.



A

Wireless Remote



B

SPI Communication Control (With Wire)



## STREAMLINED FAN BLADE + ENERGY SAVING TAIL

### FAN BLADE:

It is made of aluminum and magnesium alloy extruded and stretched, and has the advantages of high strength, good toughness, light weight, long life and safe operation. The fan blade surface is treated with T5+ bright surface oxidation treatment, which enhances the corrosion and oxidation resistance of the fan blade and can cope with special environmental operations.



Curved or straight blades can be selected for diameters of 2.4m and 3m.  
Straight blades with a diameter of 3.7m.

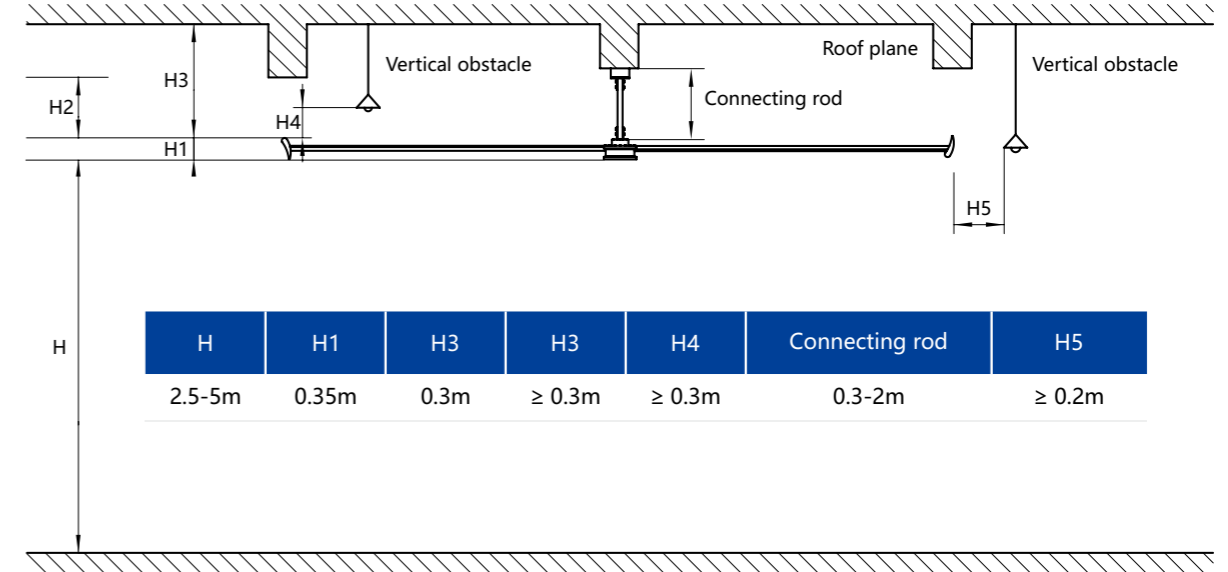
### TAIL:

When the fan blade is running, the air will generate vortex at the end of the aerofoil fan blade. The tail wing can eliminate this part of energy loss, stabilize the fan operation, and make the air flow more consistent with the aerodynamic principle.



Airfoil Internal Reinforcement Structure

## INSTALLATION



## APPLICATIONS

Widely used in shopping malls, restaurants, fitness centers, industrial factory, logistics warehousing, waiting room, exhibition hall, physical education hall and other large space places, as a new type of energy-saving fan space ventilation, personnel cooling. It can push a large amount of airflow to the ground, forming a certain height of the moving airflow layer, thus contributing to the overall air circulation; Like the natural breeze system, enjoy the intimate experience of natural wind.




Shopping Malls



Restaurants



Fitness Centers




Industrial Plants




Logistics And Storage



Waiting Rooms



Exhibition Halls



Gymnasiums

## TECHNICAL DATA

Model	Diameter		Voltage (V)	Frequency (Hz)	Power (W)	Rotating Speed (r/min)	Air speed (m/s)	Airflow (m³/min)	Protection grade	Noise (dB)	Coverage area (m²)	Motor weight (kg)	Number of leaves (Pcs)
	m	ft											
ADS-S24AZ	2.4	8	1PH 220	50/60	300	160	0-3	2600	Ip55	38	100	15	6
ADS-S30AZ	3	10	1PH 220	50/60	300	105	0-3	3300	Ip55	38	150	15	6
ADS-S37AZ	3.7	12	1PH 220	50/60	300	80	0-3	4000	Ip55	38	200	15	6



# ADS-L SERIES

## VERTICAL FAN



# VERTICAL FAN



Energy efficient



Quiet operations  
38dBA



Ip65 protection  
standard



Convenient  
installation



ADS-L series is a vertical fan, The unique wing-shaped design blades have a diameter of 3.7-7.3m. The wing-shaped blades are made by air dynamics principle and advanced technology. The strong air stirring force forms a circulating airflow field, which produces a micro-wind system similar to nature. People will feel the three-dimensional wind from all directions, increase the area of sweat evaporation, and improve comfort. At the same time, it avoids the use of traditional high-speed fans in the directed wind for a long time, which causes various health problems for the human body, and greatly improves the environmental comfort. The ADS series fans can adjust the air volume according to the actual needs of different occasions. The wind speed can be adjusted freely within the range of 0m/s. In an open space, the effective coverage area of a commercial energy saving fan can reach up to 1700m<sup>2</sup>.

## SMART CONTROL SYSTEM

- Permanent magnet synchronous frequency conversion technology, anti-electromagnetic interference, anti-radiation, small size, light weight, exquisite appearance.
- Wired SPI communication: power on, stop, acceleration, deceleration.
- The system comes with over-voltage, under-voltage, loss of voltage regulation, current, phase loss, overload, collision, overheating, lightning strike, abnormal and other protection.

3.7m  
controller



5-7.3m  
controller



SPI Communication Control  
(With Wire)



## STREAMLINED FAN BLADE

It is made of aluminum and magnesium alloy extruded and stretched, and has the advantages of high strength, good toughness, light weight, long life and safe operation. The fan blade surface is treated with T5+ bright surface oxidation treatment, which enhances the corrosion and oxidation resistance of the fan blade and can cope with special environmental operations.

## PERMANENT MAGNET SYNCHRONOUS MOTOR

- ① No copper loss of stator
- ② High efficiency
- ③ High power factor
- ④ Improve grid environment
- ⑤ FM width(0~200HZ)
- ⑥ Small size and light weight
- ⑦ Energy efficient (power saving)

## ENERGY SAVING TAIL

When the fan blade is running, the air will generate vortex at the end of the aerofoil fan blade. The tail wing can eliminate this part of energy loss, stabilize the fan operation, and make the air flow more consistent with the aerodynamic principle.

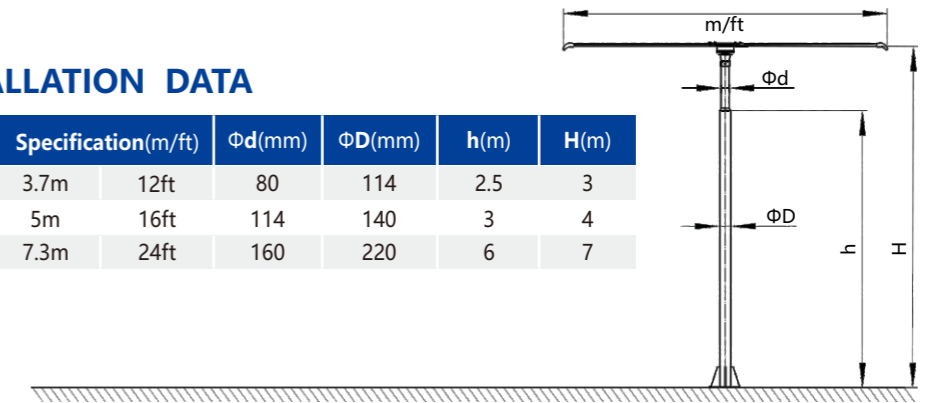


## TECHNICAL DATA

Model	Diameter m	Voltage (V)	Frequency (Hz)	Power (KW)	Rotating Speed (r/min)	Air flow (m³/min)	Noise (dB)	Coverage area (m²)	hight (m)	Number of leaves (Pcs)
ADS-L37AR	3.7	220	50/60	0.37	100	5000	38	200	3	5
ADS-L50AM	5	220/380	50/60	0.75	80	10000	38	500	4	5
ADS-L73AM	7.3	220/380	50/60	1.1	55	13000	38	1500	7	6
ADS-L73BM	7.3	220/380	50/60	1.5	60	15500	38	1700	7	6

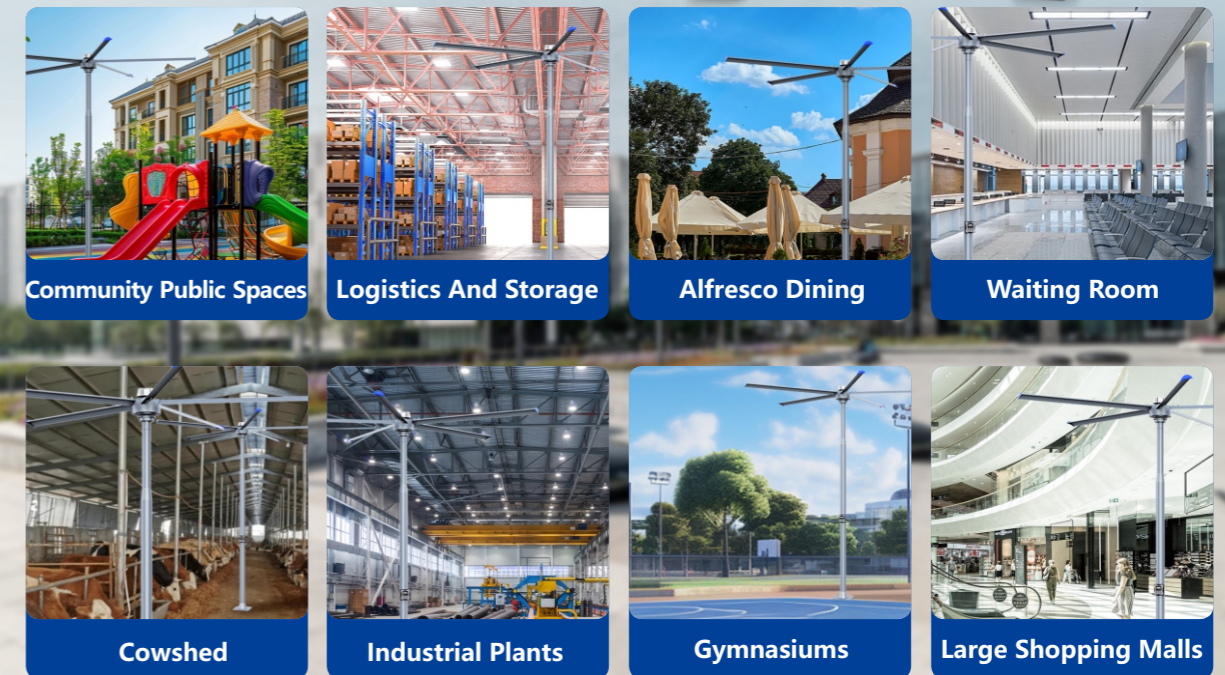
## VERTICAL INSTALLATION DATA

Model	Specification(m/ft)		Φd(mm)	ΦD(mm)	h(m)	H(m)
ADS/L	3.7m	12ft	80	114	2.5	3
	5m	16ft	114	140	3	4
	7.3m	24ft	160	220	6	7



## APPLICATIONS

Vertical fan is designed for places or spaces where there is no ceiling to hang a traditional ceiling fan or the ceiling is too high to hang and use a ceiling fan. In shopping malls, restaurants, community public places, industrial plants, logistics warehousing, waiting rooms, exhibition halls, gymnasiums, and other tall space places, it is a new type of fan for space ventilation and personnel cooling.





# ADS-Y SERIES

## THE PM VFD MOVABLE FAN



# THE PM VFD MOVABLE FAN



Variable speed



Energy efficient



Natural wind



Low noise



Compact structure



Easy to move

ADS-Y series the PM VFD movable fan is a new product specially developed for improving the comfort of working environment. Self-designed variable frequency speed control, high efficiency and energy saving permanent magnet external rotor motor drive. It has the advantages of low noise, small volume, light weight, compact structure and beautiful appearance.

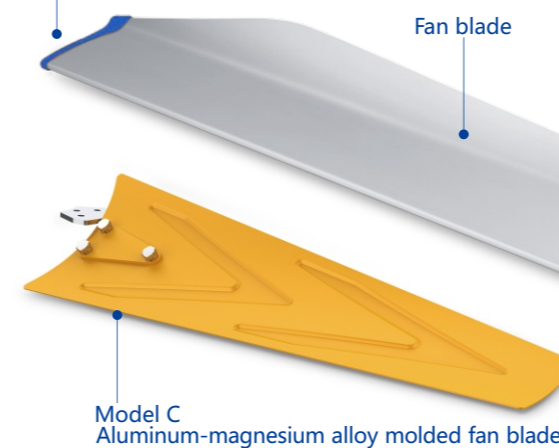
## STREAMLINED FAN BLADE

It is made of aluminum and magnesium alloy extruded and stretched, and has the advantages of high strength, good toughness, light weight, long life and safe operation. The fan blade surface is treated with T5+ bright surface oxidation treatment, which enhances the corrosion and oxidation resistance of the fan blade and can cope with special environmental operations.

## ENERGY SAVING TAIL

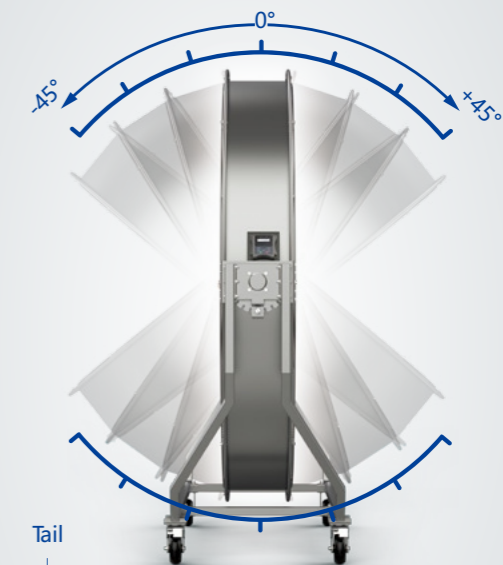
When the fan blade is running, the air will generate vortex at the end of the aerofoil fan blade. The tail wing can eliminate this part of energy loss, stabilize the fan operation, and make the air flow more consistent with the aerodynamic principle.

Model A/B  
Aero-grade stretched  
aluminum-magnesium alloy blade



## ADJUSTABLE AIR SUPPLY ANGLE

In different places of use, the fan's air delivery angle needs to be more flexible and versatile, this time the adjustable angle of the Model B movable fan can make a big difference. Pitch angle adjustable range of  $-45^{\circ}$ ~ $+45^{\circ}$  (horizontal blowing for  $0^{\circ}$ ),  $15^{\circ}$  a gear, a total of 7 gears.



OPTIONAL DESIGN





## PERMANENT MAGNET SYNCHRONOUS MOTOR

### FEATURES:

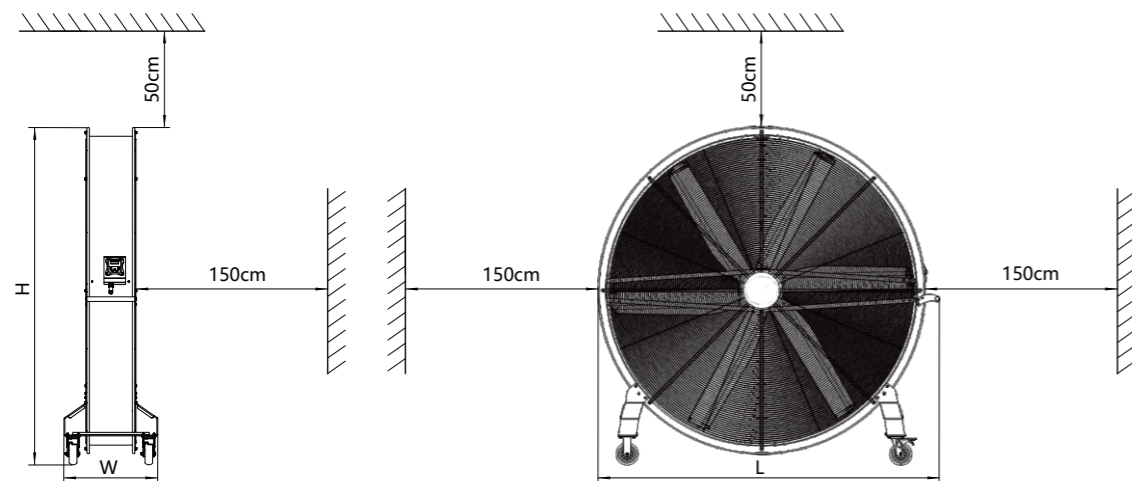
- Without rotor losses.
- High efficiency and precision.
- Large power factor.
- Improve grid operating environment.
- Frequency modulation width (0~200HZ).
- Small size and light weight.
- Saving energy and high efficient.



## TECHNICAL DATA

Model	Diameter (m)	Voltage (v)	Frequency (Hz)	Power (kW)	Rotating Speed (rpm)	Air speed (m/s)	Airflow (m <sup>3</sup> /h)	Weight (kg)	Noise (dB)	Coverage area (m <sup>2</sup> )
ADS-Y12AR	1.2	1PH 220	50/60	0.55	600	1-7	30000	73	39	80
ADS-Y15AR	1.5	1PH 220	50/60	0.75	420	1-6.5	55000	93	39	150
ADS-Y20AR	2	1PH 220	50/60	1	300	1-5.5	80000	125	39	260

## PLACEMENT ENVIRONMENT



## PLACE THE DATA

Model	L (cm)	W (cm)	H (cm)
ADS-Y12AR	131	56	146
ADS-Y15AR	170	56	171
ADS-Y20AR	220	73.6	221

## SMART CONTROL SYSTEM

- The system is no position vector control, anti -electromagnetic interference, anti -radiation, small size, light weight, beautiful appearance.
- System function is simple, 4 buttons easy to operation (start, stop, speedup, slow down).
- System with overvoltage, undervoltage, voltage loss regulation, current, lack of phase, overload, collision, overheating, lightning, abnormal protection.



## APPLICATIONS

Widely used in fitness center, outdoor wedding venues, industrial factory, logistics warehousing, waiting room, exhibition hall, physical education hall and other large space places, as a new type of ceiling fan space ventilation, personnel cooling. It can push a large amount of airflow to the ground, forming a certain height of the moving airflow layer, thus contributing to the overall air circulation; Like the natural breeze system, enjoy the intimate experience of natural wind.




Fitness Centers



Outdoor Weddings



Industrial Factory



Logistics And Storage



Waiting Rooms



Exhibition Halls



Gymnasiums



Large Shopping Malls






# ADS-B SERIES PERMANENT MAGNET VARIABLE FREQUENCY WALL FAN

## PERMANENT MAGNET VARIABLE FREQUENCY WALL FAN

### EASY HANGING SYSTEM

Simply hang the safety rope from the ceiling, secure the fan to a post or wall and plug it in. The safety rope is corrosion resistant, vibration-resistant, and breakresistant for years of trouble-free use. It is even possible to change the length of the safety cord and mount the fan at an angle to direct airflow to certain areas or along long channels.



Ip55 protection standard



Energy efficient



Convenient installation



Super mute



Maintenance free



Low usage cost

Aolan ADB series permanent magnet variable frequency wall fan is a new type of industrial fan specially designed for factories and workshops with limited ventilation space. Adopt self-designed frequency conversion speed regulation, high efficiency and energy saving permanent magnet synchronous motor. It has the advantages of low noise, small volume, light weight and beautiful appearance. Fans adopt a unique airfoil blade design with a diameter of 0.9-2m. It adopts the principle of aerodynamics and advanced technology to produce a natural breeze system through the circulating airflow field formed by the powerful air stirring force. The human body will feel the three-dimensional wind from all directions, increase the evaporation area of sweat and improve the comfort. At the same time, avoid using the traditional high speed fan to cause various health problems of human body under directional wind all the year round, and greatly improve the environmental comfort. ADB series wall fan can be adjusted according to the actual demand of different occasions, the wind speed is adjustable within 1m-6.7m/s. In the open space, the maximum air supply distance of an energy-saving fan is up to 24m.

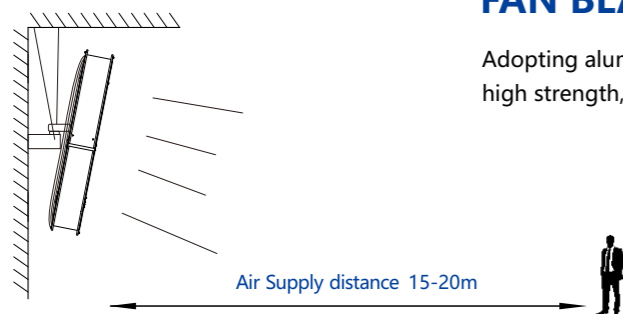


## SMART CONTROL SYSTEM




### Support mobile phone intelligent control(Optional)

- Control system: IP54 protection grade, no fear of external oil, dust, moisture interference, VVC control technology is simple to debug, high adaptability.
- The system is positionless positive spin wave vector control, anti-electromagnetic interference, anti-radiation, small size, light weight and exquisite appearance.
- System function is simple, 4 keys operation is easy to understand (start, stop, acceleration, deceleration).
- The system comes with over-voltage, under-voltage, loss of voltage regulation, current, phase loss, overload, collision, overheating, lightning strike, abnormal and other protection.
- Customizable intelligent control methods: WLAN, Bluetooth, 4G, time, PID, centralized control.




## FAN BLADES

Adopting aluminum-magnesium alloy extrusion molding, with high strength, good toughness, light weight, long life.



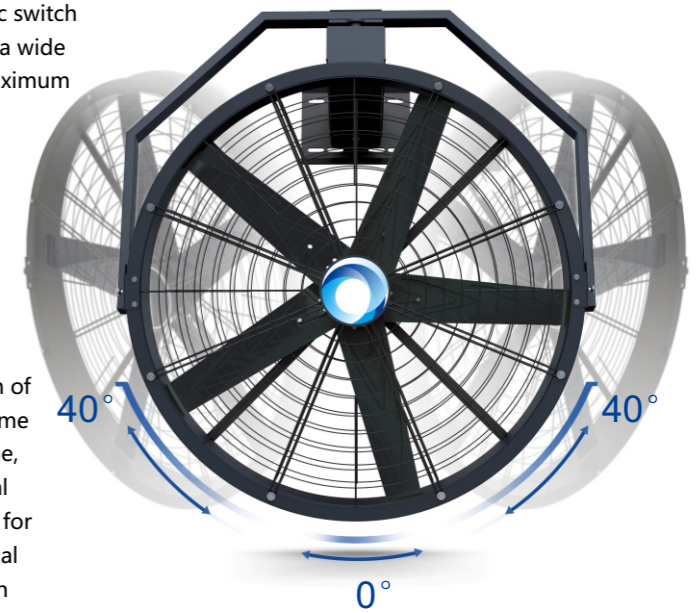
## PERMANENT MAGNET SYNCHRONOUS MOTOR



- 1 No copper loss of stator
- 2 High efficiency
- 3 High power factor
- 4 Improve grid environment
- 5 FM width(0~100HZ)
- 6 Small size and light weight
- 7 Energy efficient (power saving)

## LEFT AND RIGHT SHAKING FUNCTION

The fan is equipped with an independent automatic switch shaking function, which can swing left and right at a wide angle of 40 degrees to project the airflow to the maximum usage area.



## APPLICATIONS

The wall fan is customized to solve the complex environment that is not suitable for the installation of industrial large ceiling fans, and can be used for some factors such as ceiling structure, load bearing, crane, etc. Places where the installation space of industrial large ceiling fan is not ideal. It is a new type of fan for space ventilation and personnel cooling in industrial plant, logistics warehouse, waiting room, exhibition hall, gymnasium, large shopping mall and other large spaces.




Industrial Factory



Logistics And Storage



Gymnasium



Waiting Room

## TECHNICAL DATA

Model	Voltage (V)	Frequency (Hz)	Current (A)	Power (W)	Rotating Speed (r/min)	Air flow (m³/h)	Noise (dB)	Air speed (m/s)	Air Supply distance (m)
ADS-B06AJ	220/380	50/60	2.6/1.3	550	1050	10200	≤45	6.8	≤15
ADS-B09AJ	220/380	50/60	2.3/1.2	550	870	16000	≤45	6.8	≤20
ADS-B10AJ	220/380	50/60	3.0/1.5	750	750	20000	≤45	6.8	≤20
ADS-B11AJ	220/380	50/60	3.0/1.5	750	690	22000	≤45	6.8	≤20
ADS-B12AJ	220/380	50/60	2.6/1.3	750	600	26000	≤45	6.3	≤20



Cafeteria



Exhibition Halls



Gymnasiums



Large Shopping Malls